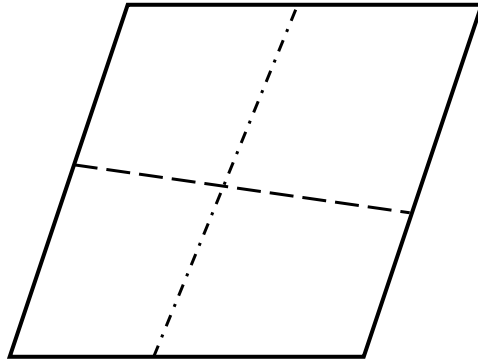


Interpolation and Deformations A short cookbook



1 600.445 Fall 2000; Updated: 28 September 2021
Copyright © R. H. Taylor

Engineering Research Center for Computer Integrated Surgical Systems and Technology



1

Linear Interpolation

$$\bullet \bar{\mathbf{p}}_2 = [40 \ 30 \ 20]^T$$
$$\rho_2 = 20$$

$$\bullet \bar{\mathbf{p}}_3 = [20 \ 20 \ 20]^T$$
$$\rho_3 = 10$$

$$\bullet \bar{\mathbf{p}}_1 = [10 \ 15 \ 20]^T$$
$$\rho_1 = 5$$

2 600.445 Fall 2000; Updated: 28 September 2021
Copyright © R. H. Taylor

Engineering Research Center for Computer Integrated Surgical Systems and Technology



2

Linear Interpolation

$$\begin{aligned} \bullet \quad \bar{\mathbf{p}}_2 &= [40 \quad 30 \quad 20]^T \\ \bar{\mathbf{q}}_2 &= \bar{\mathbf{b}} \\ \bullet \quad \bar{\mathbf{p}}_3 &= [20 \quad 20 \quad 20]^T \\ \bar{\mathbf{q}}_3 &= \bar{\mathbf{a}} + \frac{1}{3}(\bar{\mathbf{b}} - \bar{\mathbf{a}}) \\ \bullet \quad \bar{\mathbf{p}}_1 &= [10 \quad 15 \quad 20]^T \\ \bar{\mathbf{q}}_1 &= \bar{\mathbf{a}} \end{aligned}$$

3 600.445 Fall 2000; Updated: 28 September 2021
Copyright © R. H. Taylor

Engineering Research Center for Computer Integrated Surgical Systems and Technology



3

Linear Interpolation

$$\begin{aligned} \bar{\mathbf{p}}_3 &= \bar{\mathbf{p}}_1 + \lambda(\bar{\mathbf{p}}_2 - \bar{\mathbf{p}}_1) \\ A_3 &= A_1 + \lambda(A_2 - A_1) \\ &= (1 - \lambda)A_1 + \lambda A_2 \\ \lambda &= \frac{(\bar{\mathbf{p}}_3 - \bar{\mathbf{p}}_1) \cdot (\bar{\mathbf{p}}_2 - \bar{\mathbf{p}}_1)}{(\bar{\mathbf{p}}_2 - \bar{\mathbf{p}}_1) \cdot (\bar{\mathbf{p}}_2 - \bar{\mathbf{p}}_1)} \end{aligned}$$

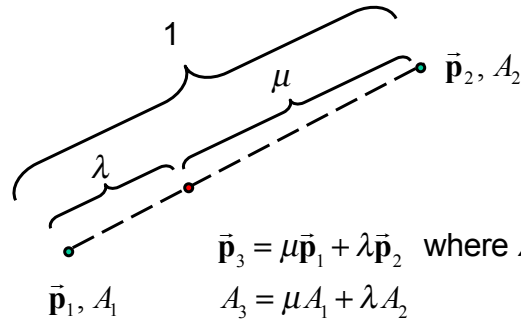
4 600.445 Fall 2000; Updated: 28 September 2021
Copyright © R. H. Taylor

Engineering Research Center for Computer Integrated Surgical Systems and Technology



4

Linear Interpolation (Barycentric Form)



$$\bar{\mathbf{p}}_3 = \mu \bar{\mathbf{p}}_1 + \lambda \bar{\mathbf{p}}_2 \quad \text{where } \lambda + \mu = 1$$

$$A_3 = \mu A_1 + \lambda A_2$$

$$\lambda = \frac{(\bar{\mathbf{p}}_3 - \bar{\mathbf{p}}_1) \cdot (\bar{\mathbf{p}}_2 - \bar{\mathbf{p}}_1)}{(\bar{\mathbf{p}}_2 - \bar{\mathbf{p}}_1) \cdot (\bar{\mathbf{p}}_2 - \bar{\mathbf{p}}_1)}$$

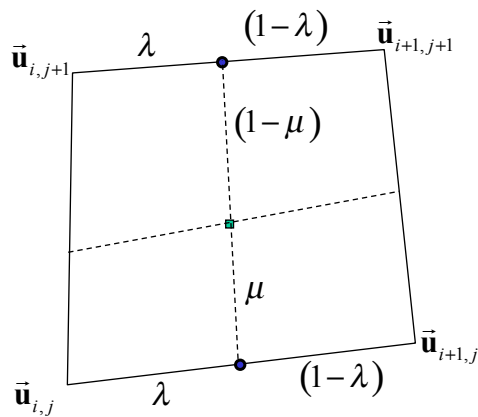
5 600.445 Fall 2000; Updated: 28 September 2021
Copyright © R. H. Taylor

Engineering Research Center for Computer Integrated Surgical Systems and Technology



5

Bilinear Interpolation



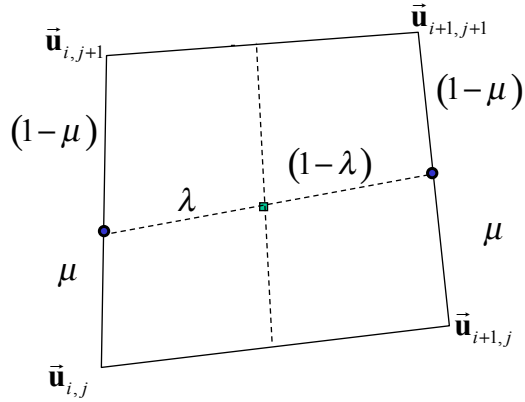
6 600.445 Fall 2000; Updated: 28 September 2021
Copyright © R. H. Taylor

Engineering Research Center for Computer Integrated Surgical Systems and Technology



6

Bilinear Interpolation



$$\begin{aligned}\bar{\mathbf{u}}(\lambda, \mu) &= \lambda(\mu \bar{\mathbf{u}}_{i+1,j+1} + (1-\mu)\bar{\mathbf{u}}_{i+1,j}) + (1-\lambda)(\mu \bar{\mathbf{u}}_{i,j+1} + (1-\mu)\bar{\mathbf{u}}_{i,j}) \\ &= \bar{\mathbf{u}}_{i,j} + \lambda(\bar{\mathbf{u}}_{i+1,j} - \bar{\mathbf{u}}_{i,j}) + \mu(\bar{\mathbf{u}}_{i,j+1} - \bar{\mathbf{u}}_{i,j}) + \lambda\mu(\bar{\mathbf{u}}_{i+1,j+1} - \bar{\mathbf{u}}_{i,j})\end{aligned}$$

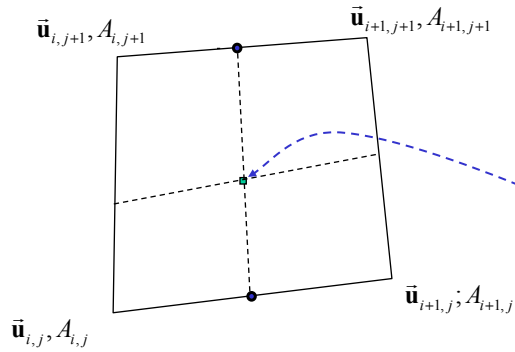
7 600.445 Fall 2000; Updated: 28 September 2021
Copyright © R. H. Taylor

Engineering Research Center for Computer Integrated Surgical Systems and Technology



7

Bilinear Interpolation



$$\bar{\mathbf{u}}(\lambda, \mu) = \text{interpolate}(\{\lambda, \mu\}, \{\bar{\mathbf{u}}_{i,j}, \bar{\mathbf{u}}_{i+1,j}, \bar{\mathbf{u}}_{i+1,j+1}, \bar{\mathbf{u}}_{i,j+1}\})$$

$$A(\lambda, \mu) = \text{interpolate}(\{\lambda, \mu\}, \{A_{i,j}, A_{i+1,j}, A_{i+1,j+1}, A_{i,j+1}\})$$

8 600.445 Fall 2000; Updated: 28 September 2021
Copyright © R. H. Taylor

Engineering Research Center for Computer Integrated Surgical Systems and Technology



8

N-linear Interpolation

Let

$$\bar{\Lambda}_N = \{\lambda_1, \dots, \lambda_N\}, \text{ with } 0 \leq \lambda_k \leq 1$$

be a set of interpolation parameters, and let

$$\bar{\mathbf{A}} = \{A_1, \dots, A_{2^N}\}$$

be a set of constants. Then we define:

$$\text{NlinearInterpolate}(\Lambda_N, \mathbf{A}) =$$

$$(1 - \lambda_N) \text{NlinearInterpolate}(\Lambda_{N-1}, \{A_1, \dots, A_{2^{N-1}}\}) \\ + \lambda_N \text{NlinearInterpolate}(\Lambda_{N-1}, \{A_{2^{N-1}+1}, \dots, A_{2^N}\})$$

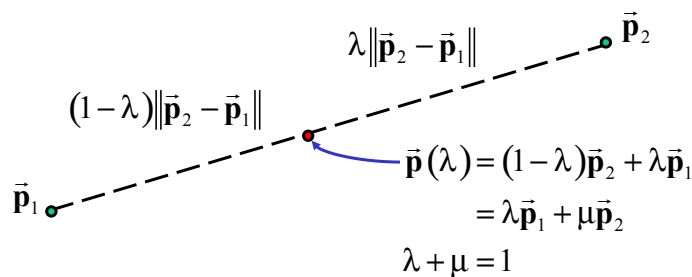
NOTE: Sometimes in this situation we will use notation

$$A(\bar{\Lambda}_N) = A(\lambda_1, \dots, \lambda_N) \\ = \text{NlinearInterpolate}(\bar{\Lambda}_N, \bar{\mathbf{A}})$$



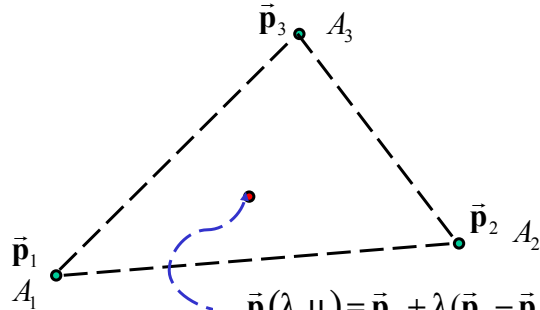
9

Barycentric Interpolation



10

Barycentric Interpolation



$$\begin{aligned}\bar{\mathbf{p}}(\lambda, \mu) &= \bar{\mathbf{p}}_3 + \lambda(\bar{\mathbf{p}}_1 - \bar{\mathbf{p}}_3) + \mu(\bar{\mathbf{p}}_2 - \bar{\mathbf{p}}_3) \\ &= \lambda\bar{\mathbf{p}}_1 + \mu\bar{\mathbf{p}}_2 + (1 - \lambda - \mu)\bar{\mathbf{p}}_3\end{aligned}$$

$$\bar{\mathbf{p}}(\lambda, \mu, \nu) = \lambda\bar{\mathbf{p}}_1 + \mu\bar{\mathbf{p}}_2 + \nu\bar{\mathbf{p}}_3 \quad \text{where } \lambda + \mu + \nu = 1$$

$$A(\lambda, \mu, \nu) = \lambda A_1 + \mu A_2 + \nu A_3$$

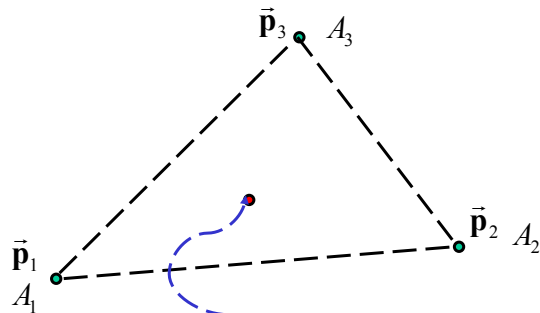
11 600.445 Fall 2000; Updated: 28 September 2021
Copyright © R. H. Taylor

Engineering Research Center for Computer Integrated Surgical Systems and Technology



11

Barycentric Interpolation



$$\begin{bmatrix} \bar{\mathbf{p}} \\ 1 \end{bmatrix} = \begin{bmatrix} \bar{\mathbf{p}}_1 & \bar{\mathbf{p}}_2 & \bar{\mathbf{p}}_3 \\ 1 & 1 & 1 \end{bmatrix} \begin{bmatrix} \lambda \\ \mu \\ \nu \end{bmatrix}$$

12 600.445 Fall 2000; Updated: 28 September 2021
Copyright © R. H. Taylor

Engineering Research Center for Computer Integrated Surgical Systems and Technology



12

Barycentric Interpolation

Let

$$\vec{\Lambda} = \{\lambda_1, \dots, \lambda_N\}, \text{ with } 0 \leq \lambda_k \leq 1 \text{ and } \sum_{k=1}^N \lambda_k = 1$$

be a set of interpolation parameters, and let

$$\vec{\mathbf{A}} = \{A_1, \dots, A_{2^N}\}$$

be a set of constants. Then we define:

$$\text{BarycentricInterpolate}(\vec{\Lambda}, \vec{\mathbf{A}}) = \vec{\Lambda} \cdot \vec{\mathbf{A}} = \sum_{k=1}^N \lambda_k A_k$$

NOTE: Sometimes in this situation we will use notation

$$\mathbf{A}(\Lambda_N) = \mathbf{A}(\lambda_1, \dots, \lambda_N) = \text{BarycentricInterpolate}(\Lambda_N, \mathbf{A})$$

NOTE: This is a special case of barycentric Bezier polynomial interpolations (here, 1st degree)



Barycentric Interpolation

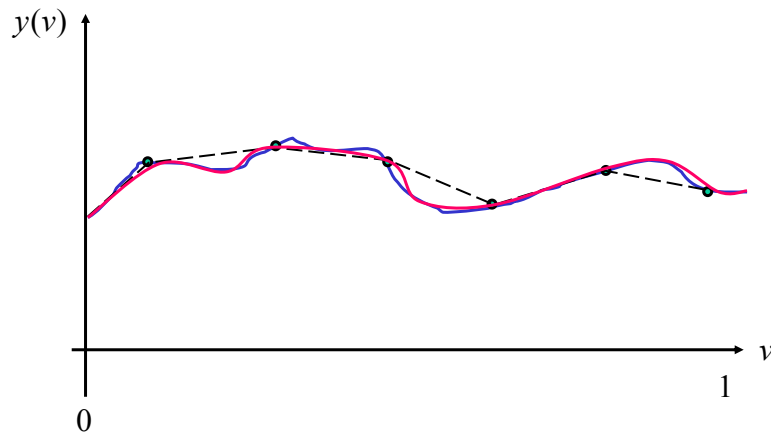
Given $n+1$ n -dimensional points $\vec{\mathbf{a}}_0 \dots \vec{\mathbf{a}}_n$ and a test point $\vec{\mathbf{a}}_{test}$ find barycentric coordinates $\vec{\lambda} = [\lambda_0, \dots, \lambda_n]$ such that $\vec{\mathbf{a}}_{test} = \sum_k \lambda_k \vec{\mathbf{a}}_k$ and $\sum_k \lambda_k = 1$.

Solve

$$\begin{bmatrix} \vec{\mathbf{a}}_0 & \dots & \vec{\mathbf{a}}_n \\ 1 & \dots & 1 \end{bmatrix} \begin{bmatrix} \lambda_0 \\ \vdots \\ \lambda_n \end{bmatrix} = \begin{bmatrix} \vec{\mathbf{a}}_{test} \\ 1 \end{bmatrix}$$



Interpolation of functions



15 600.445 Fall 2000; Updated: 28 September 2021
Copyright © R. H. Taylor

Engineering Research Center for Computer Integrated Surgical Systems and Technology



15

Fitting of interpolation curves

- The discussion below follows (in part)

G. Farin, Curves and surfaces for computer-aided geometric design, a practical guide, Academic Press, Boston, 1990, chapter 10 and pp 281-284.

16 600.445 Fall 2000; Updated: 28 September 2021
Copyright © R. H. Taylor

Engineering Research Center for Computer Integrated Surgical Systems and Technology



16

1-D Interpolation

Given set of known values $\{y_0(v_0), \dots, y_m(v_m)\}$,
find an approximating polynomial $y \approx P(c_0, \dots, c_N; v)$

$$P(c_0, \dots, c_N; v) = \sum_{k=0}^N c_k P_{N,k}(v)$$

Note that many forms of polynomial may be used for the $P_{N,k}(v)$. One common (not very good) choice is the power basis:

$$P_{N,k}(v) = v^k$$

Better choices are the Bernstein polynomials and the B-spline basis functions, which we will discuss in a moment



1-D Interpolation

Given set of known values $\{y_0(v_0), \dots, y_m(v_m)\}$,
find an approximating polynomial $y \approx P(c_0, \dots, c_N; v)$

$$P(c_0, \dots, c_N; v) = \sum_{k=0}^N c_k P_{N,k}(v)$$

To do this, solve:

$$\begin{bmatrix} P_{N,0}(v_0) & \dots & P_{N,N}(v_0) \\ \vdots & \ddots & \vdots \\ P_{N,0}(v_m) & \dots & P_{N,N}(v_m) \end{bmatrix} \begin{bmatrix} c_0 \\ \vdots \\ c_N \end{bmatrix} \approx \begin{bmatrix} y_0 \\ \vdots \\ y_m \end{bmatrix}$$



Bezier and Bernstein Polynomials

$$P(c_0, \dots, c_N; v) = \sum_{k=0}^N c_k \binom{N}{k} (1-v)^{N-k} v^k$$
$$= \sum_{k=0}^N c_k B_{N,k}(v)$$

where $B_{N,k}(v) = \binom{N}{k} (1-v)^{N-k} v^k$

- Excellent numerical stability for $0 < v < 1$
- There exist good ways to convert to more conventional power basis



Barycentric Bezier Polynomials

$$P(c_0, \dots, c_N; u, v) = \sum_{k=0}^N c_k \binom{N}{k} u^{N-k} v^k$$
$$= \sum_{k=0}^N c_k B_{N,k}(u, v)$$

where $B_{N,k}(u, v) = \binom{N}{k} u^{N-k} v^k \quad u+v=1$

- Excellent numerical stability for $0 < u, v < 1$
- There exist good ways to convert to more conventional power basis

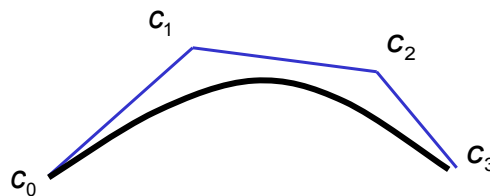


Bezier Curves

Suppose that the coefficients \vec{c}_j are multi-dimensional vectors (e.g., 2D or 3D points). Then the polynomial

$$P(\vec{c}_0, \dots, \vec{c}_N; v) = \sum_{k=0}^N \vec{c}_k B_{N,k}(v)$$

computed over the range $0 \leq v \leq 1$ generates a Bezier curve with control vertices \vec{c}_j .



21 600.445 Fall 2000; Updated: 28 September 2021
Copyright © R. H. Taylor

Engineering Research Center for Computer Integrated Surgical Systems and Technology



21

Bezier Curves: de Casteljau Algorithm

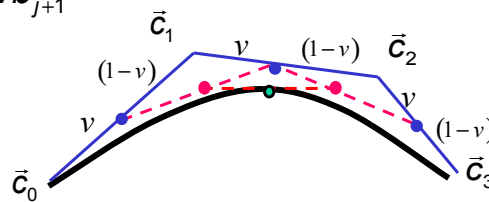
Given coefficients \vec{c}_j , Bezier curves can be generated recursively by repeated linear interpolation:

$$P(\vec{c}_0, \dots, \vec{c}_N; v) = b_0^N$$

where

$$b_j^0 = \vec{c}_j$$

$$b_j^k = (1-v)b_j^{k-1} + vb_{j+1}^{k-1}$$



22 600.445 Fall 2000; Updated: 28 September 2021
Copyright © R. H. Taylor

Engineering Research Center for Computer Integrated Surgical Systems and Technology



22

Iterative Form of deCasteljau Algorithm

Step 1: $b_j \leftarrow c_j$ for $0 \leq j \leq N$

Step 2: for $k \leftarrow 1$ step 1 until $k = N$ do
for $j \leftarrow 0$ step 1 until $j = N - k$ do
 $b_j \leftarrow (1-v)b_j + vb_{j+1}$

Step 3: return b_0



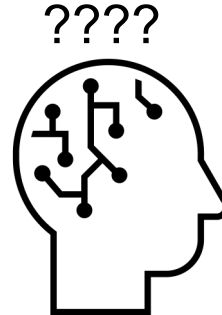
Advantages of Bezier Curves

- Numerically very robust
- Many nice mathematical properties
- Smooth
- “Global” (may be viewed as a disadvantage)



Quiz

- The link will be in the chat
- You have 5 minutes



25 600.445 Fall 2000; Updated: 28 September 2021
Copyright © R. H. Taylor

Engineering Research Center for Computer Integrated Surgical Systems and Technology



25

B-splines

Given

coefficient values $\bar{\mathbf{C}} = \{\bar{c}_0, \dots, \bar{c}_{L+D-1}\}$

"knot points" $\bar{\mathbf{u}} = \{u_0, \dots, u_{L+2D-2}\}$ with $u_i \leq u_{i+1}$

D = "degree" of desired B-spline

Can define an interpolated curve $P(\bar{\mathbf{C}}, \bar{\mathbf{u}}; u)$ on $u_{D-1} \leq u < u_{L+D-1}$

Then

$$P(\bar{\mathbf{C}}; u) = \sum_{j=0}^{L+D-1} \bar{c}_j N_j^D(u)$$

where $N_j^D(u)$ are B-spline basis polynomials (discussed later)

26 600.445 Fall 2000; Updated: 28 September 2021
Copyright © R. H. Taylor

Engineering Research Center for Computer Integrated Surgical Systems and Technology



26

B-Spline Polynomials

Some useful references include

- <http://en.wikipedia.org/wiki/B-spline>
- <http://vision.ucsd.edu/~kbranson/research/bsplines/bsplines.pdf>
- <http://scholar.lib.vt.edu/theses/available/etd-100699-171723/>
- https://www.cs.drexel.edu/~david/Classes/CS430/Lectures/L-09_BSplines_NURBS.pdf
- http://www.stat.columbia.edu/~ruf/ruf_bspline.pdf



B-spline polynomials & B-spline basis functions

Given $\bar{\mathbf{C}}, \bar{\mathbf{u}}, D$ as before

$$P(\bar{\mathbf{C}}, \bar{\mathbf{u}}; u) = \sum_{j=0}^{L+D-1} \bar{c}_j N_j^D(u)$$

where

$$N_j^0(u) = \begin{cases} 1 & u_{j-1} \leq u \leq u_j \\ 0 & \text{Otherwise} \end{cases}$$

$$N_j^k(u) = \frac{u - u_{j-1}}{u_{j+k-1} - u_{j-1}} N_j^{k-1}(u) + \frac{u_{j+k} - u}{u_{j+k} - u_j} N_{j+1}^{k-1}(u) \text{ for } k > 0$$



B-Spline Polynomials

For a B-spline polynomial

$$P(\bar{\mathbf{c}}, \bar{\mathbf{u}}; t) = \sum_{j=0}^{L+D-1} \bar{c}_j N_j^D(\bar{\mathbf{u}}, t)$$

the basis functions $N_j^D(\bar{\mathbf{u}}, t)$ are a function of the degree of the polynomial and the vector $\bar{\mathbf{u}} = [u_0, \dots, u_n]$ of "knot points". The polynomial is "uniform" if the distance between knot points is evenly spaced and "non-uniform" otherwise.



deBoor Algorithm (Farin)

Given \mathbf{u} , \mathbf{c} , D as before, can evaluate $P(\mathbf{c}, \mathbf{u}; u)$

recursively as follows:

Step 1: Determine index i such that $u_i \leq u < u_{i+1}$

Step 2: Determine multiplicity r such that

$$u_{i-r} = u_{i-r+1} = \dots = u_i$$

Step 3: Set $\bar{\mathbf{d}}_j^0 = \mathbf{c}_j$ for $i - D + 1 \leq j \leq i + 1$

Step 4: Compute $P(\mathbf{c}, \mathbf{u}; u) = d_{i+1}^{D-r}$ recursively, where

$$\bar{\mathbf{d}}_j^k = \frac{u_{j+D-k} - u}{u_{j+D-k} - u_{j-1}} \bar{\mathbf{d}}_{j-1}^{k-1} + \frac{u - u_{j-1}}{u_{j+D-k} - u_{j-1}} \bar{\mathbf{d}}_j^{k-1} = \frac{\alpha_j^k \bar{\mathbf{d}}_{j-1}^{k-1}}{\gamma_j^k} + \frac{\beta_j^k \bar{\mathbf{d}}_j^{k-1}}{\gamma_j^k}$$



deBoor Algorithm: Example D=3, r=0

$$\bar{d}_j^k = \frac{u_{j+D-k} - u}{u_{j+D-k} - u_{j-1}} \bar{d}_{j-1}^{k-1} + \frac{u - u_{j-1}}{u_{j+D-k} - u_{j-1}} \bar{d}_j^{k-1} = \frac{\alpha_j^k \bar{d}_{j-1}^{k-1}}{\gamma_j^k} + \frac{\beta_j^k \bar{d}_j^{k-1}}{\gamma_j^k}$$

$$\bar{d}_{i+1}^{3-0} = \bar{p}(\{\dots, \bar{c}_i, \dots\}, 3; u)$$

$$= (\alpha_{i+1}^3 \bar{d}_i^2 + \beta_{i+1}^3 \bar{d}_{i+1}^2) / \gamma_{i+1}^3 = ((u_{i+1} - u) \bar{d}_i^2 + (u - u_i) \bar{d}_{i+1}^2) / (u_{i+1} - u_i)$$

$$\bar{d}_{i+1}^2 = (\alpha_{i+1}^2 \bar{d}_i^1 + \beta_{i+1}^2 \bar{d}_{i+1}^1) / \gamma_{i+1}^2 = ((u_{i+2} - u) \bar{d}_i^1 + (u - u_i) \bar{d}_{i+1}^1) / (u_{i+2} - u_i)$$

$$\bar{d}_i^2 = (\alpha_i^2 \bar{d}_{i-1}^1 + \beta_i^2 \bar{d}_i^1) / \gamma_i^2 = ((u_{i+1} - u) \bar{d}_{i-1}^1 + (u - u_{i-1}) \bar{d}_i^1) / (u_{i+1} - u_{i-1})$$

$$\bar{d}_{i+1}^1 = (\alpha_{i+1}^1 \bar{d}_i^0 + \beta_{i+1}^1 \bar{d}_{i+1}^0) / \gamma_{i+1}^1 = ((u_{i+3} - u) \bar{d}_i^0 + (u - u_i) \bar{d}_{i+1}^0) / (u_{i+3} - u_i)$$

$$\bar{d}_i^1 = (\alpha_i^1 \bar{d}_{i-1}^0 + \beta_i^1 \bar{d}_i^0) / \gamma_i^1 = ((u_{i+2} - u) \bar{d}_{i-1}^0 + (u - u_{i-1}) \bar{d}_i^0) / (u_{i+2} - u_{i-1})$$

$$\bar{d}_{i-1}^1 = (\alpha_{i-1}^1 \bar{d}_{i-2}^0 + \beta_{i-1}^1 \bar{d}_{i-1}^0) / \gamma_{i-1}^1 = ((u_{i+1} - u) \bar{d}_{i-2}^0 + (u - u_{i-2}) \bar{d}_{i-1}^0) / (u_{i+1} - u_{i-2})$$

31 600.445 Fall 2000; Updated: 28 September 2021
Copyright © R. H. Taylor

Engineering Research Center for Computer Integrated Surgical Systems and Technology



31

deBoor Algorithm (alternative formula)

An alternative formulation from Wikipedia is given as:

Given \mathbf{u} , \mathbf{c} , D as before, can evaluate $P(\mathbf{c}, \mathbf{u}; u)$

recursively as follows:

Step 1: Determine index i such that $u_i \leq u < u_{i+1}$

Step 2: Determine multiplicity r such that

$$u_{i-r} = u_{i-r+1} = \dots = u_i$$

Step 3: Set $\bar{d}_j^0 = c_j$ for $i - D + 1 \leq j \leq i + 1$

Step 4: Compute $P(\mathbf{c}, \mathbf{u}; u) = d_{i+1}^{D-r}$ recursively, where

$$\bar{d}_j^k = (1 - \alpha_{k,j}) \bar{d}_{j-1}^{k-1} + \alpha_{k,j} \bar{d}_j^{k-1} \text{ where } \alpha_{k,j} = \frac{u - u_j}{u_{j+D+1-k} - u_j}$$

Source: https://en.wikipedia.org/wiki/De_Boor%27s_algorithm

32 600.445 Fall 2000; Updated: 28 September 2021
Copyright © R. H. Taylor

Engineering Research Center for Computer Integrated Surgical Systems and Technology



32

Uniform B-Spline Polynomials

Third degree uniform B-spline $P(\bar{\mathbf{C}}, \bar{\mathbf{u}}; t) = \sum_j \bar{c}_j N_j^3(\bar{\mathbf{u}}, t)$ with $t_j = j$

$$N_j^3(\bar{\mathbf{u}}, t) = \begin{cases} \frac{1}{6}(t-j)^2 & \text{if } j \leq t < j+1 \\ \frac{1}{6}[-3(t-j-1)^3 + 3(t-j-1)^2 + 3(t-j-1) + 1] & \text{if } j+1 \leq t < j+2 \\ \frac{1}{6}[3(t-j-1)^3 - 6(t-j-1)^2 + 4] & \text{if } j+2 \leq t < j+3 \\ \frac{1}{6}[1-(t-j-1)]^3 & \text{if } j+3 \leq t < j+4 \\ 0 & \text{otherwise} \end{cases}$$

<http://vision.ucsd.edu/~kbranson/research/bsplines/bsplines.pdf>

38 600.445 Fall 2000; Updated: 28 September 2021
Copyright © R. H. Taylor

Engineering Research Center for Computer Integrated Surgical Systems and Technology



38

Some advantages of B-splines

- Efficient
- Numerically stable
- Smooth
- Local

39 600.445 Fall 2000; Updated: 28 September 2021
Copyright © R. H. Taylor

Engineering Research Center for Computer Integrated Surgical Systems and Technology



39

2D Interpolation (tensor form)

Consider the 2D polynomial

$$P(u,v) = \sum_{i=0}^m \sum_{j=0}^n c_{ij} A_i(u) B_j(v)$$

$$= [A_0(u), \dots, A_m(u)] \begin{bmatrix} c_{00} & \dots & c_{0n} \\ \vdots & \ddots & \vdots \\ c_{m0} & \dots & c_{mn} \end{bmatrix} \begin{bmatrix} B_0(v) \\ \vdots \\ B_n(v) \end{bmatrix}$$

where $A_i(u)$ and $B_j(v)$ can be arbitrary functions (good choices Bernstein polynomials or B-Spline basis functions). Suppose that we have samples

$$\mathbf{y}_s = \mathbf{y}(u_s, v_s) \text{ for } s = 0, \dots, N_s$$

We want to find an approximating polynomial P.



2D Interpolation: Finding the best fit

Given a set of sample values $\mathbf{y}_s(u_s, v_s)$ corresponding to 2D coordinates (u_s, v_s) , left hand side basis functions $[A_0(u), \dots, A_m(u)]$ and right hand side basis functions $[B_0(v), \dots, B_n(v)]$, the goal is to find the matrix \mathbf{C} of coefficients c_{ij} .

To do this, solve the least squares problem

$$\begin{bmatrix} \vdots \\ \mathbf{y}_s(u_s, v_s) \\ \vdots \end{bmatrix} \approx \begin{bmatrix} \vdots & \vdots & \vdots & \vdots & \vdots \\ A_0(u_s)B_0(v_s) & A_0(u_s)B_1(v_s) & \dots & A_i(u_s)B_j(v_s) & \dots & A_m(u_s)B_n(v_s) \\ \vdots & \vdots & \vdots & \vdots & \vdots & \vdots \end{bmatrix} \bullet \begin{bmatrix} c_{00} \\ c_{01} \\ \vdots \\ c_{ij} \\ \vdots \\ c_{mn} \end{bmatrix}$$



2D Interpolation: Sampling on a regular grid

A common special case arises when the (u_s, v_s) form a regular grid. In this case we have $u_s \in \{u_0, \dots, u_{N_u}\}$ and $v_s \in \{v_0, \dots, v_{N_v}\}$. For each value $v_j \in \{v_0, \dots, v_{N_v}\}$ solve the N_s row least squares problem

$$\begin{bmatrix} \vdots \\ \mathbf{y}_s(u_s, v_j) \\ \vdots \end{bmatrix} \approx \begin{bmatrix} \vdots & \dots & \vdots \\ A_0(u_s) & \dots & A_m(u_s) \\ \vdots & \dots & \vdots \end{bmatrix} \bullet \begin{bmatrix} \mathbf{X}_{j0} \\ \vdots \\ \mathbf{X}_{jm} \end{bmatrix}$$

for the unknown m-vector \mathbf{X}_j . Then solve m n-variable least squares problems

$$\begin{bmatrix} \mathbf{X}_{00} & \mathbf{X}_{01} & \dots & \mathbf{X}_{0m} \\ \mathbf{X}_{10} & \mathbf{X}_{11} & \dots & \mathbf{X}_{1m} \\ \vdots & \vdots & \ddots & \vdots \\ \vdots & \vdots & \ddots & \vdots \\ \mathbf{X}_{N_v,0} & \mathbf{X}_{N_v,1} & \dots & \mathbf{X}_{N_v,m} \end{bmatrix} \approx \begin{bmatrix} B_0(v_0) & B_1(v_0) & \dots & B_n(v_0) \\ B_0(v_1) & B_1(v_1) & \dots & B_n(v_1) \\ \vdots & \vdots & \ddots & \vdots \\ \vdots & \vdots & \ddots & \vdots \\ B_0(v_{N_v}) & B_1(v_{N_v}) & \dots & B_n(v_{N_v}) \end{bmatrix} \bullet \begin{bmatrix} \mathbf{c}_{00} & \mathbf{c}_{10} & \dots & \mathbf{c}_{m0} \\ \mathbf{c}_{01} & \mathbf{c}_{11} & \dots & \mathbf{c}_{m1} \\ \vdots & \vdots & \ddots & \vdots \\ \mathbf{c}_{0n} & \mathbf{c}_{1n} & \dots & \mathbf{c}_{mn} \end{bmatrix}$$

for the vectors $[\mathbf{c}_{j0}, \dots, \mathbf{c}_{jn}]$. Note that this latter step requires only 1 SVD or similar matrix computation.

42 600.445 Fall 2000; Updated: 28 September 2021
Copyright © R. H. Taylor

Engineering Research Center for Computer Integrated Surgical Systems and Technology



42

2D Interpolation: Sampling on a regular grid

- There are a number of caveats to the “grid” method on the previous slide. (E.g., you need enough data for each of the least squares problems). But where applicable the method can save computation time since it replaces a number of m and n variable least squares problems for one big m x n problem
- Note that there is a similar trick that you can play by grouping all the common u_i elements together.
- Note that the \mathbf{y} 's and the \mathbf{c} 's do not have to be scalar numbers. They can be Vectors, Matrices, or other objects that have appropriate algebraic properties

43 600.445 Fall 2000; Updated: 28 September 2021
Copyright © R. H. Taylor

Engineering Research Center for Computer Integrated Surgical Systems and Technology



43

N-dimensional interpolation

Define

$$F_{i_1 \dots i_N}(\bar{\mathbf{u}}) = A_{i_1}^1(u_1) \dots A_{i_N}^N(u_N)$$

Then solve the least squares problem

$$\begin{bmatrix} F_{00 \dots 0}(\bar{\mathbf{u}}_s) & & \vdots & & \\ & F_{10 \dots 0}(\bar{\mathbf{u}}_s) & & & \\ & & \ddots & & \\ & & & F_{m_1 \dots m_n}(\bar{\mathbf{u}}_s) & \\ & & & & \vdots \end{bmatrix} \begin{bmatrix} c_{00 \dots 0} \\ c_{10 \dots 0} \\ \vdots \\ c_{m_1 \dots m_n} \end{bmatrix} \cong \begin{bmatrix} \vdots \\ \bar{\mathbf{y}}_s \\ \vdots \end{bmatrix}$$



N-dimensional interpolation

- The methods described earlier generalize naturally to N dimensions.

$$P(\bar{\mathbf{u}}) = P(u_1, \dots, u_N) = \sum_{i_1=0}^{m_1} \dots \sum_{i_N=0}^{m_N} c_{i_1 \dots i_N} A_{i_1}^1(u_1) \dots A_{i_N}^N(u_N)$$

where $A_j^K(u)$ can be arbitrary functions

(good choices are Bernstein polynomials or

B-Spline basis functions). Suppose that we have samples

$$\mathbf{y}_s = \mathbf{y}(\bar{\mathbf{u}}_s) \text{ for } s = 0, \dots, N_s$$

We want to find coefficients of $c_{i_1 \dots i_n}$ approximating polynomial P.



Example: 3D Calibration of Distortion

Suppose we want to compute a distortion correction function for a distorted 3D navigational sensor. Let

$\bar{\mathbf{p}}_i$ = known 3D "ground truth"

$\bar{\mathbf{q}}_i$ = Values returned by navigational sensor

Here we will construct a "tensor form" interpolation polynomial using 5th degree Bernstein polynomials

$$F_{ijk}(u_x, u_y, u_z) = B_{5,j}(u_x)B_{5,i}(u_y)B_{5,k}(u_z)$$

We need to do the following:

1. Bernstein polynomials are really designed to work well in the range $0 \leq u \leq 1$, so we need to determine a "bounding box" to scale our $\bar{\mathbf{q}}_i$ values. I.e., we pick upper and lower limits $\bar{\mathbf{q}}^{\min}$ and $\bar{\mathbf{q}}^{\max}$ and compute $\bar{\mathbf{u}}_s = \text{ScaleToBox}(\bar{\mathbf{q}}_s, \bar{\mathbf{q}}^{\min}, \bar{\mathbf{q}}^{\max})$ where

$$\text{ScaleToBox}(x, x^{\min}, x^{\max}) = \frac{x - x^{\min}}{x^{\max} - x^{\min}}$$

2. Now, we set up and solve the least squares problem:



Example: 3D Calibration of Distortion

$$\begin{bmatrix} \vdots \\ F_{000}(\bar{\mathbf{u}}_s) & \cdots & F_{555}(\bar{\mathbf{u}}_s) \\ \vdots \end{bmatrix} \begin{bmatrix} c_{000}^x & c_{000}^y & c_{000}^z \\ \vdots & \vdots & \vdots \\ c_{555}^x & c_{555}^y & c_{555}^z \end{bmatrix} \approx \begin{bmatrix} \vdots \\ p_s^x & p_s^y & p_s^z \\ \vdots \end{bmatrix}$$



Example: 3D Calibration of Distortion

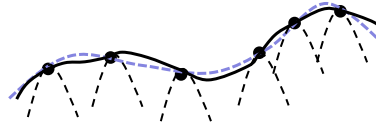
The correction function will then look like this:

$$\begin{aligned} \bar{\mathbf{p}} &= \text{CorrectDistortion}(\bar{\mathbf{q}}) \\ \{ & \bar{\mathbf{u}} = \text{ScaleToBox}(\bar{\mathbf{q}}, \bar{\mathbf{q}}^{\min}, \bar{\mathbf{q}}^{\max}) \\ & \text{return } \sum_{i=0}^5 \sum_{j=0}^5 \sum_{k=0}^5 \bar{\mathbf{c}}_{i,j,k} B_{5,i}(u_x) B_{5,j}(u_y) B_{5,k}(u_z) \\ & \} \end{aligned}$$



Radial Basis Function Interpolation

$$\bar{\mathbf{f}}(\bar{\mathbf{x}}) = \sum_{k=1}^n \bar{\mathbf{f}}_k \varphi(\|\bar{\mathbf{x}} - \bar{\mathbf{x}}_k\|) \quad \text{where } \bar{\mathbf{x}} \in \mathbb{R}^d$$



Given a set of points $\{\dots \bar{\mathbf{x}}_k \dots\}$, solve this system to find the $\bar{\mathbf{f}}_k$:

$$\begin{bmatrix} 0 & \varphi(\|\bar{\mathbf{x}}_2 - \bar{\mathbf{x}}_1\|) & \dots & \varphi(\|\bar{\mathbf{x}}_n - \bar{\mathbf{x}}_1\|) \\ \varphi(\|\bar{\mathbf{x}}_1 - \bar{\mathbf{x}}_2\|) & 0 & \dots & \varphi(\|\bar{\mathbf{x}}_n - \bar{\mathbf{x}}_2\|) \\ \vdots & \vdots & \ddots & \vdots \\ \varphi(\|\bar{\mathbf{x}}_1 - \bar{\mathbf{x}}_n\|) & \varphi(\|\bar{\mathbf{x}}_2 - \bar{\mathbf{x}}_n\|) & \dots & 0 \end{bmatrix} \begin{bmatrix} \bar{\mathbf{f}}_1 \\ \bar{\mathbf{f}}_2 \\ \vdots \\ \bar{\mathbf{f}}_n \end{bmatrix} = \begin{bmatrix} \bar{\mathbf{x}}_1 \\ \bar{\mathbf{x}}_2 \\ \vdots \\ \bar{\mathbf{x}}_n \end{bmatrix}$$

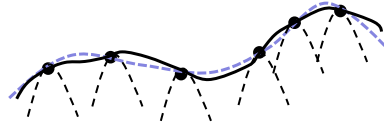
Sometimes add linear combination of polynomials $\bar{\gamma}_j(\bar{\mathbf{x}})$ to the method

$$\bar{\mathbf{f}}(\bar{\mathbf{x}}) = \sum_{k=1}^n \bar{\mathbf{f}}_k \varphi(\|\bar{\mathbf{x}} - \bar{\mathbf{x}}_k\|) + \sum_{j=1}^m \bar{\mathbf{g}}_j \gamma_j(\bar{\mathbf{x}}) \quad \text{where } \sum_{k=1}^n \bar{\mathbf{g}}_k \gamma_k(\bar{\mathbf{x}}_k) = 0$$



Radial Basis Function Interpolation

$$\bar{f}(\bar{x}) = \sum_{k=1}^n \bar{f}_k \phi(\|\bar{x} - \bar{x}_k\|) \quad \text{where } \bar{x} \in \mathbb{R}^d$$



Typical radial basis functions with global support^[1]

Radial Basis Function	$\phi(r)$	parameters	order
Gaussians	$e^{-(cr)^2}$	$c > 0$	0
Polyharmonic Splines	r^{2k-1}	$k \in \mathbb{N}$	$m = k$
	$r^{2k} \log(r)$	$k \in \mathbb{N}$	$m = k + 1$
Multiquadrics	$\sqrt{r^2 + c^2}$	$c > 0$	1
Inverse Multiquadrics	$\frac{1}{\sqrt{r^2 + c^2}}$	$c > 0$	0
Inverse Quadratics	$\frac{1}{r^2 + c^2}$	$c > 0$	0

[1] W. du Toit, *Radial Basis Function Interpolation*, MS Thesis, University of Stellenbosch, 2008

Example radial basis function with compact support

$$\phi(r) = \begin{cases} e^{-\left(\frac{1}{1-(\epsilon r)^2}\right)} & \text{for } 0 \leq r < \frac{1}{\epsilon} \\ 0 & \text{otherwise} \end{cases}$$

50 600.445 Fall 2000; Updated: 28 September 2021
Copyright © R. H. Taylor

Engineering Research Center for Computer Integrated Surgical Systems and Technology



50

Radial Basis Function Interpolation

- Useful web links:
 - https://en.wikipedia.org/wiki/Radial_basis_function_interpolation
 - <https://core.ac.uk/download/pdf/37320748.pdf>
 - http://www.scholarpedia.org/article/Radial_basis_function#Compactly_supported_radial_basis_functions
 - <https://link.springer.com/content/pdf/10.1007/s00500-020-05211-0.pdf>
 - https://www.researchgate.net/publication/340082978_Compactly_supported_radial_basis_functions_how_and_why

51 600.445 Fall 2000; Updated: 28 September 2021
Copyright © R. H. Taylor

Engineering Research Center for Computer Integrated Surgical Systems and Technology



51