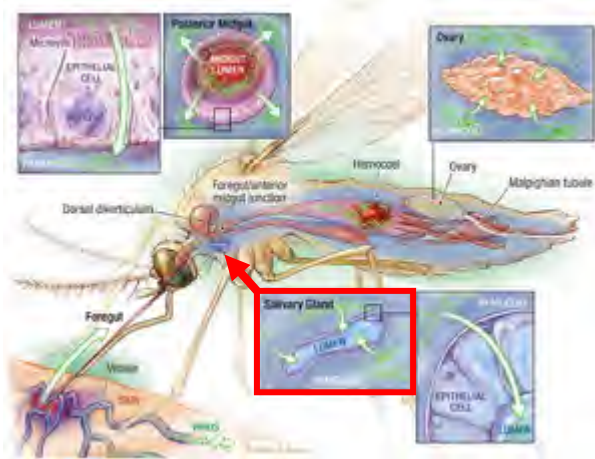


## Vision Guided Mosquito Dissection for the Production of Malaria Vaccine

There are over 200 million cases of malaria every year globally that results in more than 400,000 deaths.

The disease is caused by a parasite that incubates inside the salivary glands of mosquitoes.

The extraction of these sporozoites from mosquito salivary glands enables the manufacturing of one promising malaria vaccine.



1 600.456/656 CIS2 Spring 2021

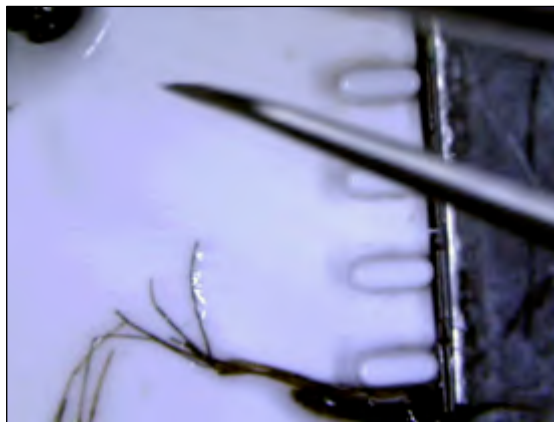
Engineering Research Center for Computer Integrated Surgical Systems and Technology

1

## Vision Guided Mosquito Dissection for the Production of Malaria Vaccine

The current extraction process is fully manual and requires highly trained technicians to perform delicate manual operations under a microscope.

The process is time consuming and expensive.




2 600.456/656 CIS2 Spring 2021

Engineering Research Center for Computer Integrated Surgical Systems and Technology

2

## Vision Guided Mosquito Dissection for the Production of Malaria Vaccine

An automated dissection process is being developed at LCSR that uses a robotic microsurgical instrument to manipulate mosquitoes.



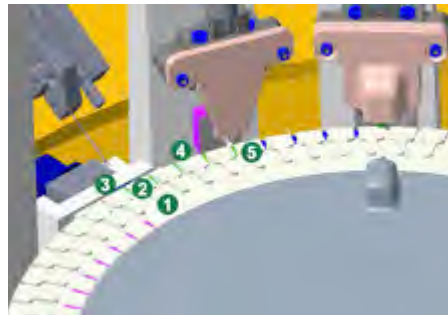
3 600.456/656 CIS2 Spring 2021

Engineering Research Center for Computer Integrated Surgical Systems and Technology

3

## Vision Guided Mosquito Dissection for the Production of Malaria Vaccine

The autonomy of the robotic system hinges on sophisticated computer vision methods to detect mosquitoes and their body parts, and to provide quality control during the process.




4 600.456/656 CIS2 Spring 2021

Engineering Research Center for Computer Integrated Surgical Systems and Technology

4

## Vision Guided Mosquito Dissection for the Production of Malaria Vaccine

The autonomy of the robotic system hinges on sophisticated computer vision methods to detect mosquitoes and their body parts, and to provide quality control during the process.




5 600.456/656 CIS2 Spring 2021

Engineering Research Center for Computer Integrated Surgical Systems and Technology



5

## Vision Guided Mosquito Dissection for the Production of Malaria Vaccine



6 600.456/656 CIS2 Spring 2021

Engineering Research Center for Computer Integrated Surgical Systems and Technology



6

## Vision Guided Mosquito Dissection for the Production of Malaria Vaccine

### Problem:

Efficient automated mosquito salivary gland extraction system requires robust high performance computer vision methods for robot control and quality control.

7

600.456/656 CIS2 Spring 2021

Engineering Research Center for Computer Integrated Surgical Systems and Technology



7

## Vision Guided Mosquito Dissection for the Production of Malaria Vaccine

- **What Students Will Do:**
  - Use model-based and machine-learning-based (DL) computer vision methods to facilitate robotic mosquito dissection.
    - **Model based approach:** Conventional image processing methods
    - **Machine learning based approach:** Using Deep Learning
- **Deliverables:**
  - Improve existing methods and develop new methods for:
    - Supervising mosquito decapitation, squeezing of salivary glands, cleaning of dissection apparatus
  - Perform laboratory experiments
  - Maintain documentation of experimental results, methods, source code
  - Contribute to publishing results
- **Size group:** 1-2
- **Skills:** Computer Vision - Deep Learning and Image Processing
- **Mentors:** Balazs Vagvolgyi ([balazs@jhu.edu](mailto:balazs@jhu.edu)); Parth Vora ([pvara4@jhu.edu](mailto:pvara4@jhu.edu)); Alan Lai ([alan\\_lai@jhu.edu](mailto:alan_lai@jhu.edu))

8

600.456/656 CIS2 Spring 2021

Engineering Research Center for Computer Integrated Surgical Systems and Technology



8